

军用单相系列

Military Single-Phase Series

- 1~35A额定电流
- 专门针对单相军用电子设备通过GJB151A/GJB152A中CE102的传导发射要求设计
- 显著降低开关频率的高次谐波对电源线的干扰，解决开关电源/逆变器产生的EMC和EMI问题
- 优良的共/差模插入损耗性能
- 极佳的低频性能
- 可针对CS106进行特殊定制
- 可按不同的插损、工作电流、电压、结构尺寸和端接方式需求定制
- Current ratings from 1 to 35A
- Special single-phase circuit design for CE102 of GJB151A/GJB152A
- Depressing harmonic disturbance of switch frequency, handle the EMC and EMI problem of switch/converter
- Excellent common and differential mode attenuation
- Very high performance for low frequency noise
- Customization design for CS106
- Customization design for different Insertion Loss, Rated Current, Rated Voltage, Size and Terminal Format requirements.



军用滤波器

Military Filters

技术规格 Specification

额定电压	Rated Voltage		250VAC/400VDC	
工作频率	Operating Frequency		DC~400Hz	
最大漏电流	Max. Leakage Current		见各型号	测试条件250V/50Hz Testing Condition 250V/50Hz
介质耐压	Hipot Test Voltage	线-线(L-L)	1768VDC	1分钟
		线-地(L-E)	2000VAC	1min
气候等级	Climatic Classification		55/085/21	遵循IEC68-1标准 Per IEC68-1 standard

型号 Model	额定电流 Rated current	最大漏电流 Max. Leakage	外壳类型 Housing	端接方式 Connections	
				输入 Input	输出 Output
MS10-1AW	1A	<0.5mA	Fig.1		
MS10-2BL	2A	<0.5mA	Fig.2		
MS10-3AW	3A	<0.5mA	Fig.1		

型号	额定电流	最大漏电流	外壳类型	端接方式	
Model	Rated current	Max. Leakage	Housing	Connections	
				输入 Input	输出 Output
MS10-3CL	3A	<0.5mA	Fig.3		
MS10-3HL	3A	<0.5mA	Fig.4		
MS10-6CL	6A	<0.5mA	Fig.3		
MS10-10ES	10A	<0.5mA	Fig.5		
MS10-20FS	20A	<0.8mA	Fig.6		
MS10-35JS	35A	<0.8mA	Fig.7		

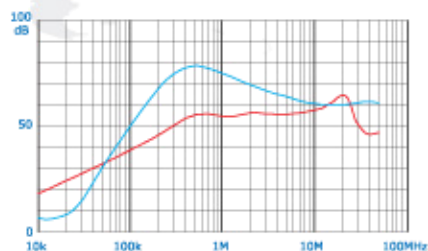
插入损耗 Insertion Loss

遵循CISPR No. 17/GB7343标准，插入损耗是在输入/输出均为50Ω的条件下的测量值。

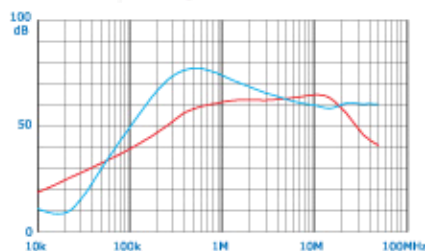
— CM(共模) — DM(差模)

Per CISPR No.17/GB7343 standard, — denotes Common Mode Insertion Loss with 50/50Ω testing condition, and — denotes Differential Mode Insertion Loss with 50/50Ω testing condition.

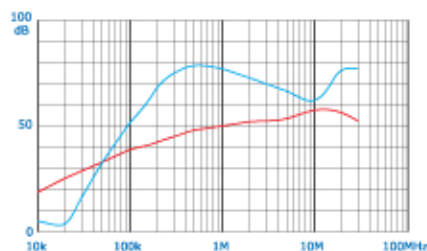
MS10-1AW ▼



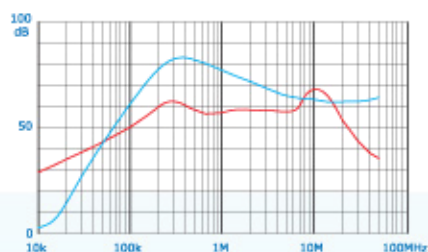
MS10-2BL ▼



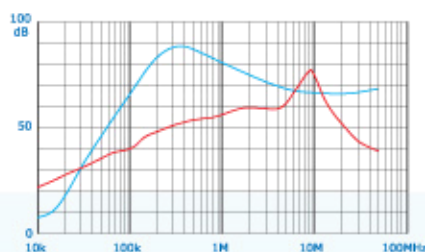
MS10-3AW ▼



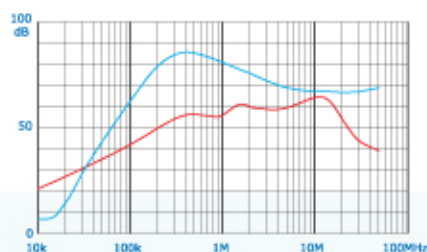
MS10-3CL ▼



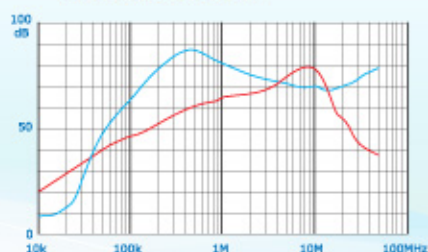
MS10-3HL ▼



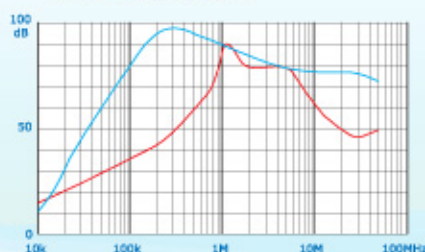
MS10-6CL ▼



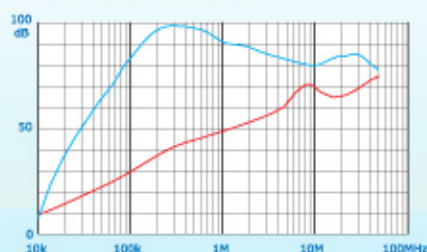
MS10-10ES ▼



MS10-20FS ▼



MS10-35JS ▼



M 外形尺寸
Mechanical Data

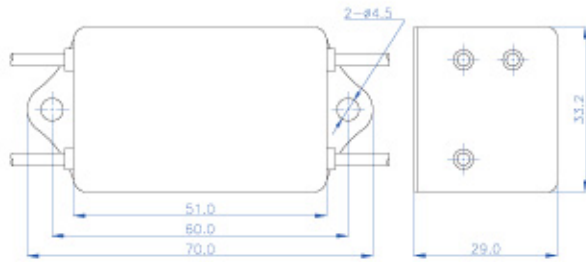


Fig. 1

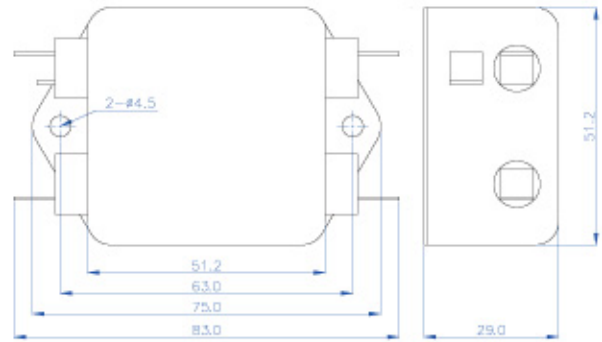


Fig. 2

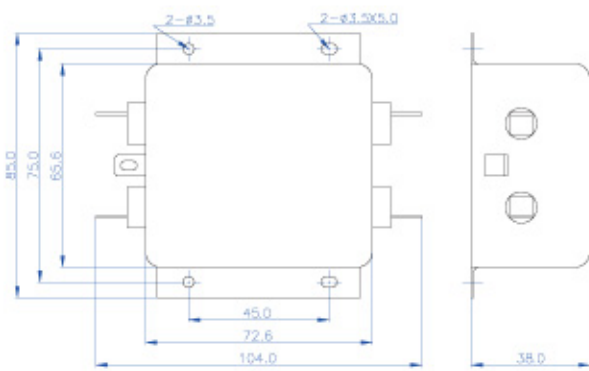


Fig. 3

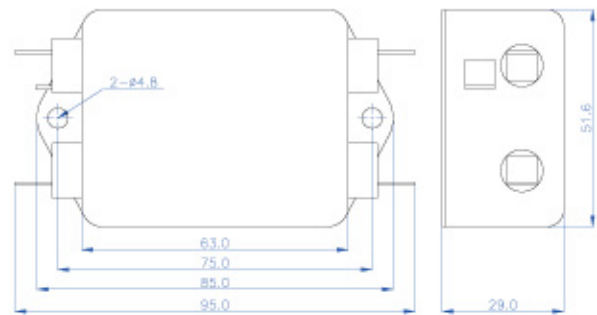


Fig. 4

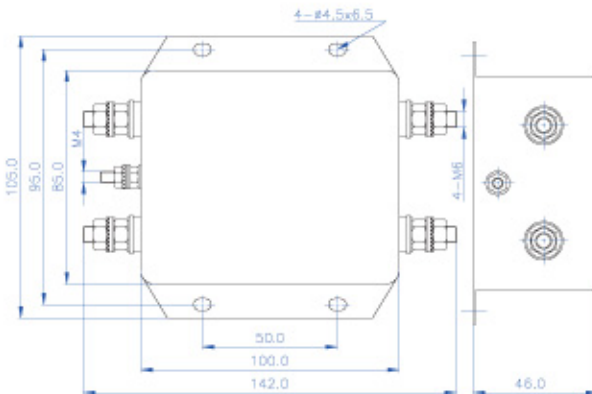


Fig. 5

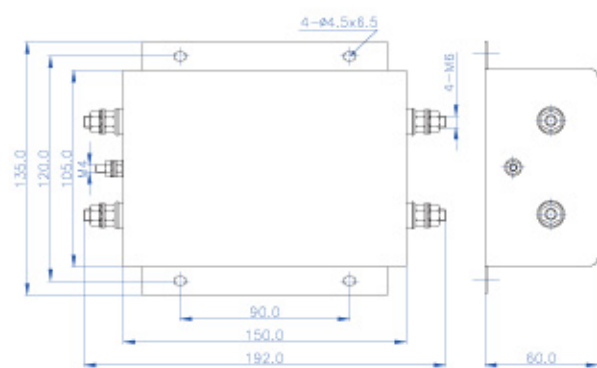
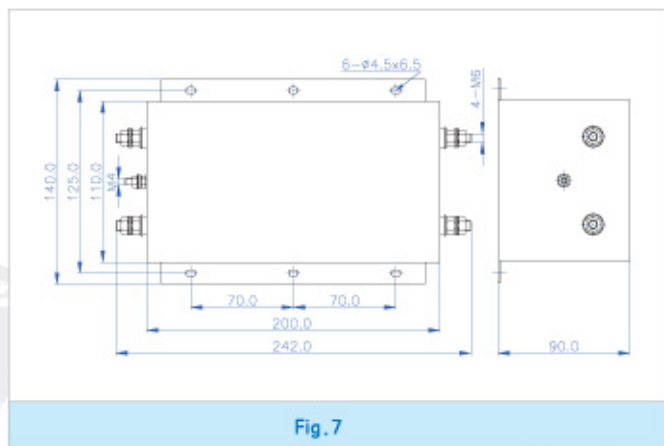


Fig. 6



军用三相三线系列









Military Three-Phase Series

- 6~50A额定电流
- 专门针对军用三相电子设备通过GJB151A/GJB152A中CE102的传导发射要求设计
- 显著降低开关频率的高次谐波对电源线的干扰，解决开关电源/逆变器产生的EMC和EMI问题
- 优良的共/差模插入损耗性能
- 极佳的低频性能
- 可按不同的插损、工作电流、电压、结构尺寸和端接方式需求定制
- Current ratings from 6 to 50A
- Special three-phase circuit design for CE102 of GJB151A/GJB152A
- Depressing harmonic disturbance of switch frequency, handle the EMC and EMI problem of switch/converter
- Excellent common and differential mode attenuation
- Very high performance for low frequency noise
- Customization design for different Insertion Loss, Rated Current, Rated Voltage, Size and Terminal Format requirements.




技术规格
Specification

额定电压	Rated Voltage		440VAC	
工作频率	Operating Frequency		DC~400Hz	
最大漏电流	Max. Leakage Current		见各型号	测试条件250V/50Hz Testing Condition 250V/50Hz
介质耐压	Hipot Test Voltage	线-线(L-L)	2250VDC	1分钟
		线-地(L-E)	2700VDC	1min
气候等级	Climatic Classification		55/085/21	遵循IEC68-1标准 Per IEC68-1 standard

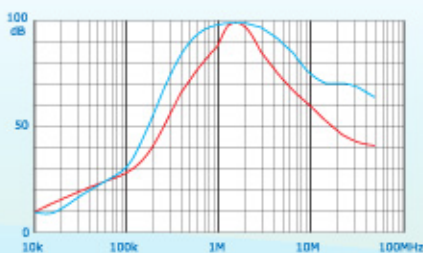
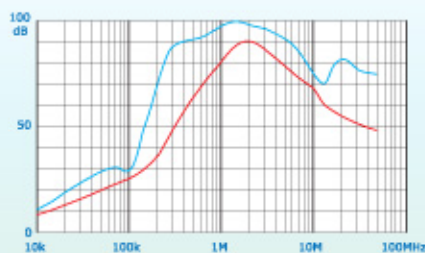
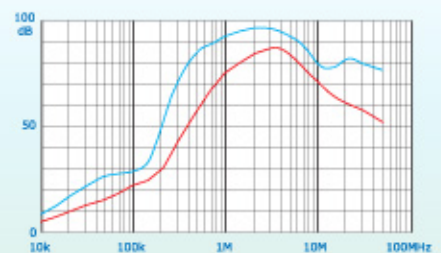
型号	额定电流	最大漏电流	外壳类型	端接方式	
Model	Rated current	Max. Leakage	Housing	Connections	
				输入 Input	输出 Output
MT10-6ES	6A	<1.0mA	Fig.1		
MT10-10GS	10A	<1.0mA	Fig.2		
MT10-30KS	30A	<1.0mA	Fig.3		
MT10-50KS	50A	<1.0mA	Fig.4		


插入损耗
Insertion Loss

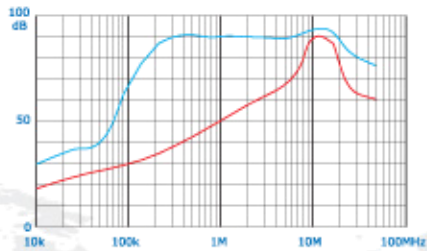
遵循CISPR No.17/GB7343标准，插入损耗是在输入/输出均为50Ω的条件下的测量值。

— CM(共模) — DM(差模)

Per CISPR No.17/GB7343 standard,— denotes Common Mode Insertion Loss with 50/50Ω testing condition, and — denotes Differential Mode Insertion Loss with 50/50Ω testing condition.

MT10-6ES ▼

MT10-10GS ▼

MT10-30KS ▼


MT10-50KS ▼



M 外形尺寸
Mechanical Data

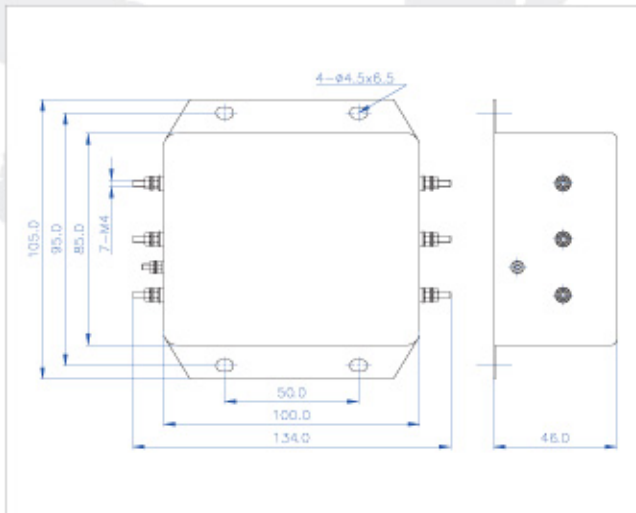


Fig. 1

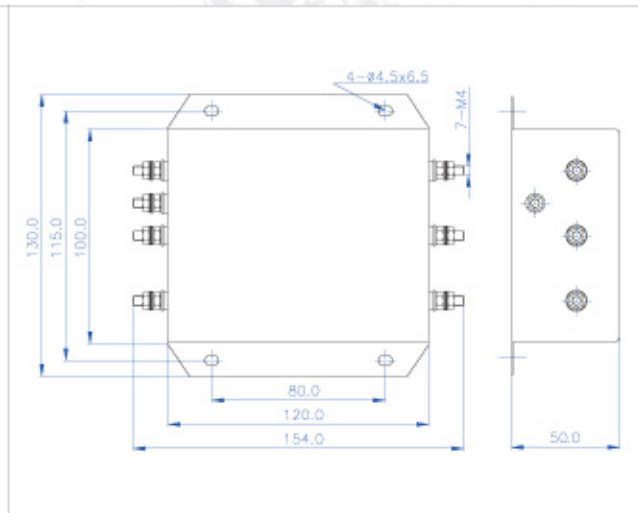


Fig. 2

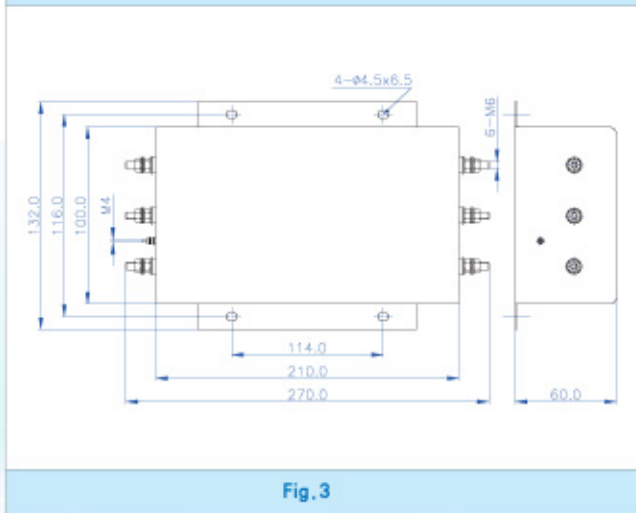


Fig. 3

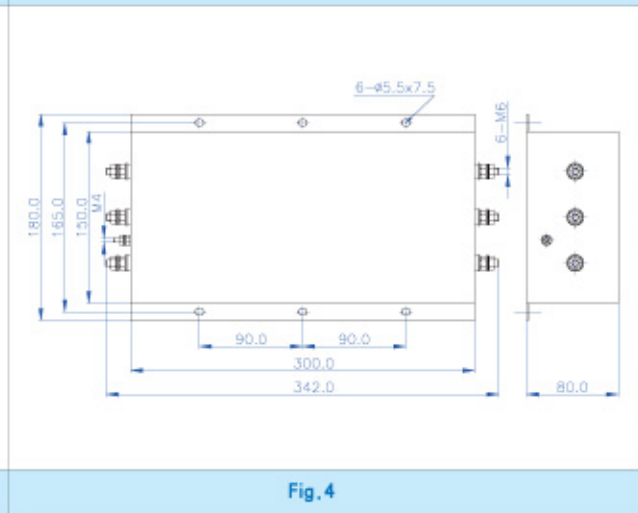


Fig. 4

军用三相四线系列

Military Three-Phase+neutral Series

- 6~60A额定电流
- 专门针对军用三相四线电子设备通过GJB151A/GJB152A中CE102的传导发射要求设计
- 显著降低开关频率的高次谐波对电源线的干扰, 解决开关电源/逆变器产生的EMC和EMI问题
- 优良的共/差模插入损耗性能
- 极佳的低频性能
- 在三相不平衡的供电条件下能保持正常工作
- 可按不同的插损、工作电流、电压、结构尺寸和端接方式需求定制
- Current ratings from 6 to 60A
- Special three-phase four lines circuit design for CE102 of GJB151A/GJB152A
- Depressing harmonic disturbance of switch frequency, handle the EMC and EMI problem of switch/converter
- Excellent common and differential mode attenuation
- Very high performance for low frequency noise
- To maintain performance generally for unbalance load
- Customization design for different Insertion Loss, Rated Current, Rated Voltage, Size and Terminal Format requirements.



技术规格 Specification

额定电压	Rated Voltage		440VAC	
工作频率	Operating Frequency		DC~400Hz	
最大漏电流	Max. Leakage Current		见各型号	测试条件250V/50Hz Testing Condition 250V/50Hz
介质耐压	Hipot Test Voltage	线-线(L-L)	2250VDC	1分钟
		线-零(L-N)	1450VDC	1min
		线-地(L-E)	2700VDC	
气候等级	Climatic Classification		55/085/21	遵循IEC68-1标准 Per IEC68-1 standard

型号	额定电流	最大漏电流	外壳类型	端接方式	
Model	Rated current	Max. Leakage	Housing	Connections	
				输入 Input	输出 Output
MQ10-6ES	6A	<1.0mA	Fig.1		
MQ10-10GL	10A	<1.0mA	Fig.2		
MQ10-20FS	20A	<1.0mA	Fig.3		
MQ10-30KS	30A	<1.0mA	Fig.4		
MQ10-60KS	60A	<1.0mA	Fig.5		

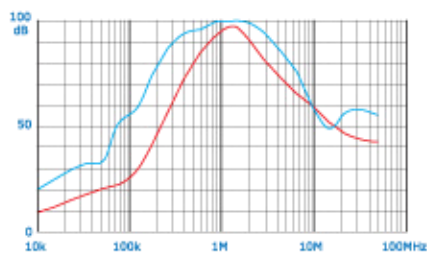
插入损耗
Insertion Loss

遵循CISPR No.17/GB7343标准，插入损耗是在输入/输出均为50Ω的条件下的测量值。

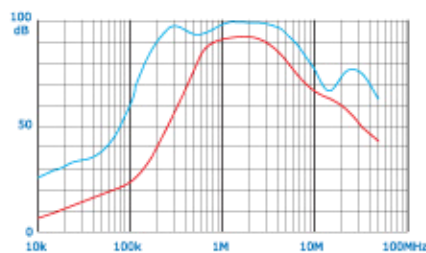
— CM(共模) — DM(差模)

Per CISPR No.17/GB7343 standard,— denotes Common Mode Insertion Loss with 50/50Ω testing condition, and — denotes Differential Mode Insertion Loss with 50/50Ω testing condition.

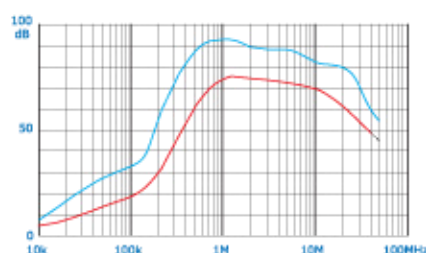
MQ10-6ES ▼



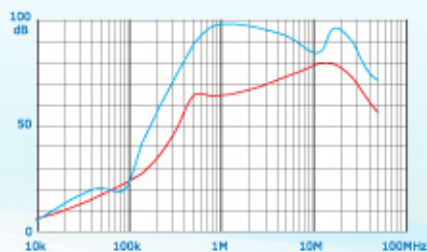
MQ10-10GL ▼



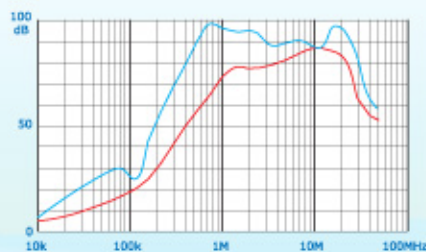
MQ10-20FS ▼



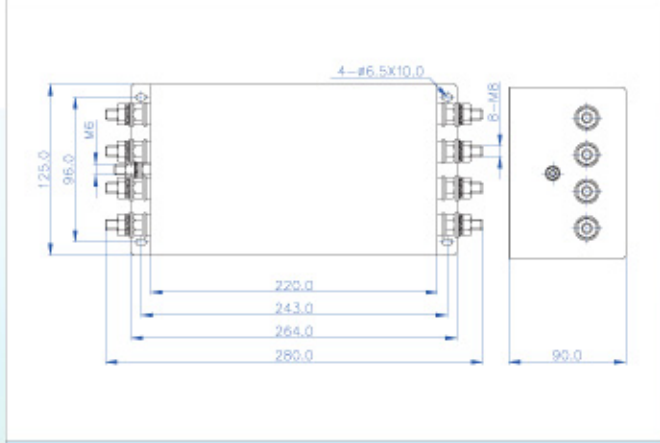
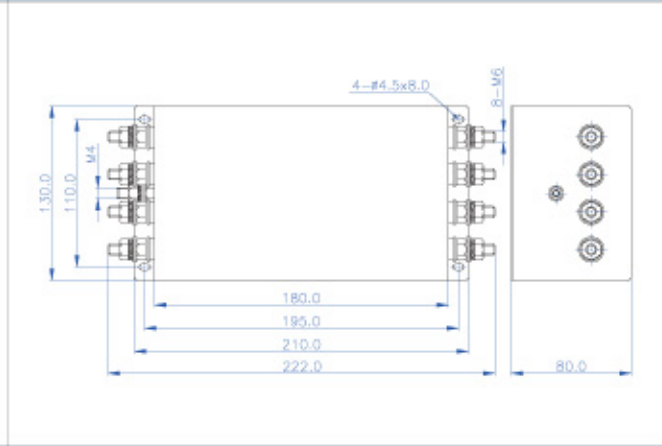
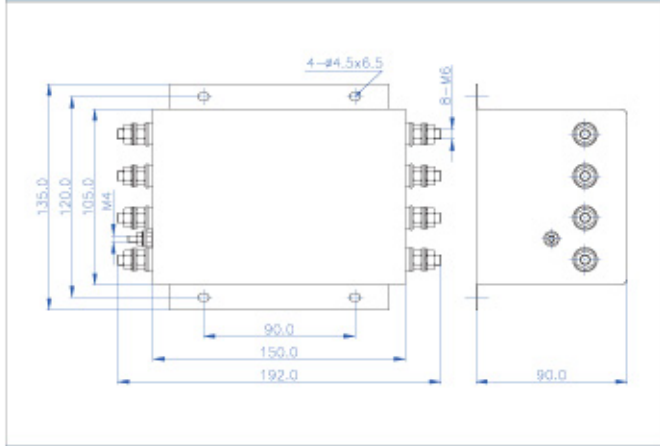
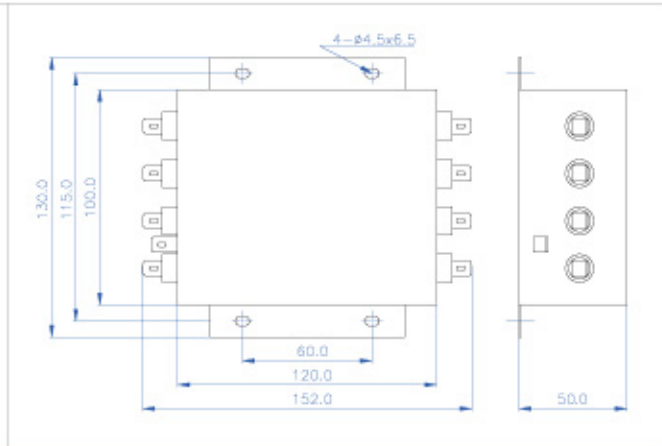
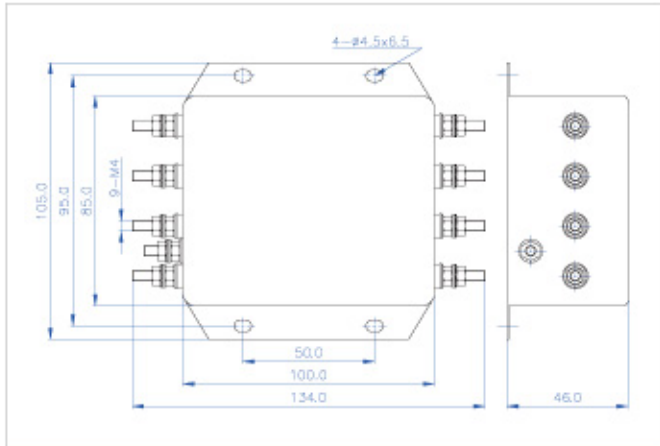
MQ10-30KS ▼



MQ10-60KS ▼



M 外形尺寸
mechanical Data



军用直流系列

Military DC Series

- 2~30A额定电流
- 专门针对军用直流电子设备通过GJB151A/GJB152A中CE102的传导发射要求设计
- 显著降低直流电源的高/低频噪声，提高电路的抗干扰能力，解决系统内部产生的EMC和EMI问题
- 优良的共/差模插入损耗性能
- 极佳的低频性能
- 可按不同的插损、工作电流、电压、结构尺寸和端接方式需求定制
- Current ratings from 2 to 30A
- Special DC circuit design for CE102 of GJB151A/GJB152A
- Depressing harmonic disturbance of switch frequency, handle the EMC and EMI problem of switch/converter
- Excellent common and differential mode attenuation
- Very high performance for low frequency noise
- Customization design for different Insertion Loss, Rated Current, Rated Voltage, Size and Terminal Format requirements.



技术规格 Specification

额定电压 Rated Voltage		40VDC	
介质耐压 Hipot Test Voltage	线-线(L-L)	80VDC	1分钟
	线-地(L-E)	500VDC	1min
气候等级 Climatic Classification		55/085/21	遵循IEC68-1标准 Per IEC68-1 standard

型号 Model	额定电流 Rated current	外壳类型 Housing	端接方式 Connections	
			输入 Input	输出 Output
MD10-2DW	2A	Fig.1		
MD10-3AW	3A	Fig.2		
MD10-3DW	3A	Fig.1		
MD10-6BL	6A	Fig.3		
MD10-10BL	10A	Fig.3		
MD10-10ES	10A	Fig.4		
MD10-20ES	20A	Fig.5		
MD10-20FS	20A	Fig.6		
MD10-30FS	30A	Fig.6		

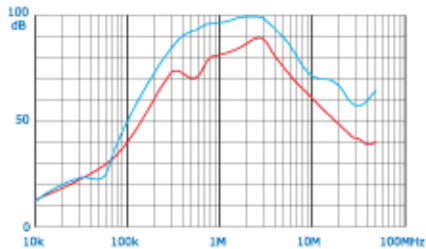
插入损耗 Insertion Loss

遵循CISPR No.17/GB7343标准，插入损耗是在输入/输出均为50Ω的条件下的测量值。

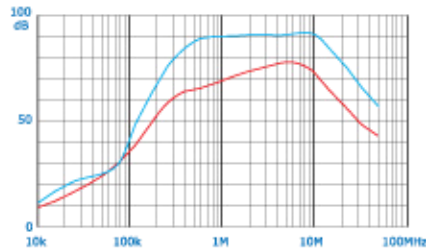
— CM(共模) — DM(差模)

Per CISPR No.17/GB7343 standard,— denotes Common Mode Insertion Loss with 50/50Ω testing condition, and — denotes Differential Mode Insertion Loss with 50/50Ω testing condition.

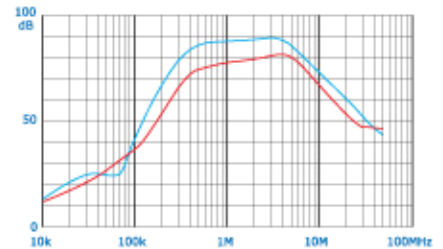
MD10-2DW ▼



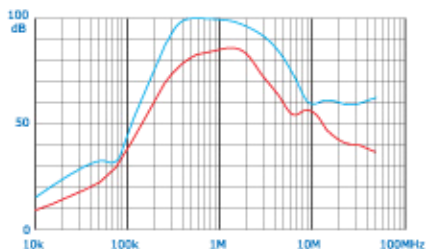
MD10-3AW ▼



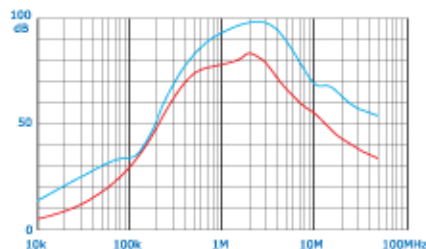
MD10-3DW ▼



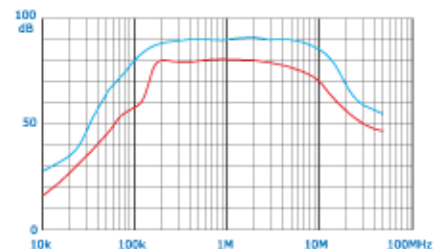
MD10-6BL ▼



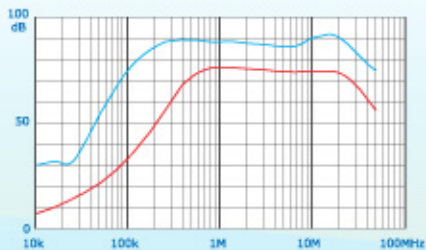
MD10-10BL ▼



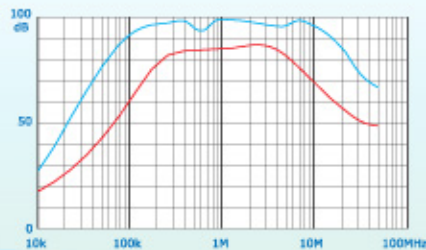
MD10-10ES ▼



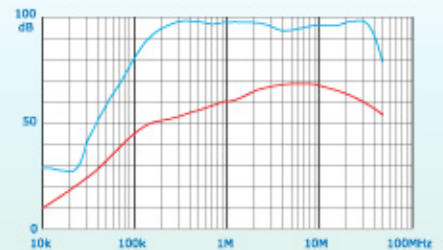
MD10-20ES ▼



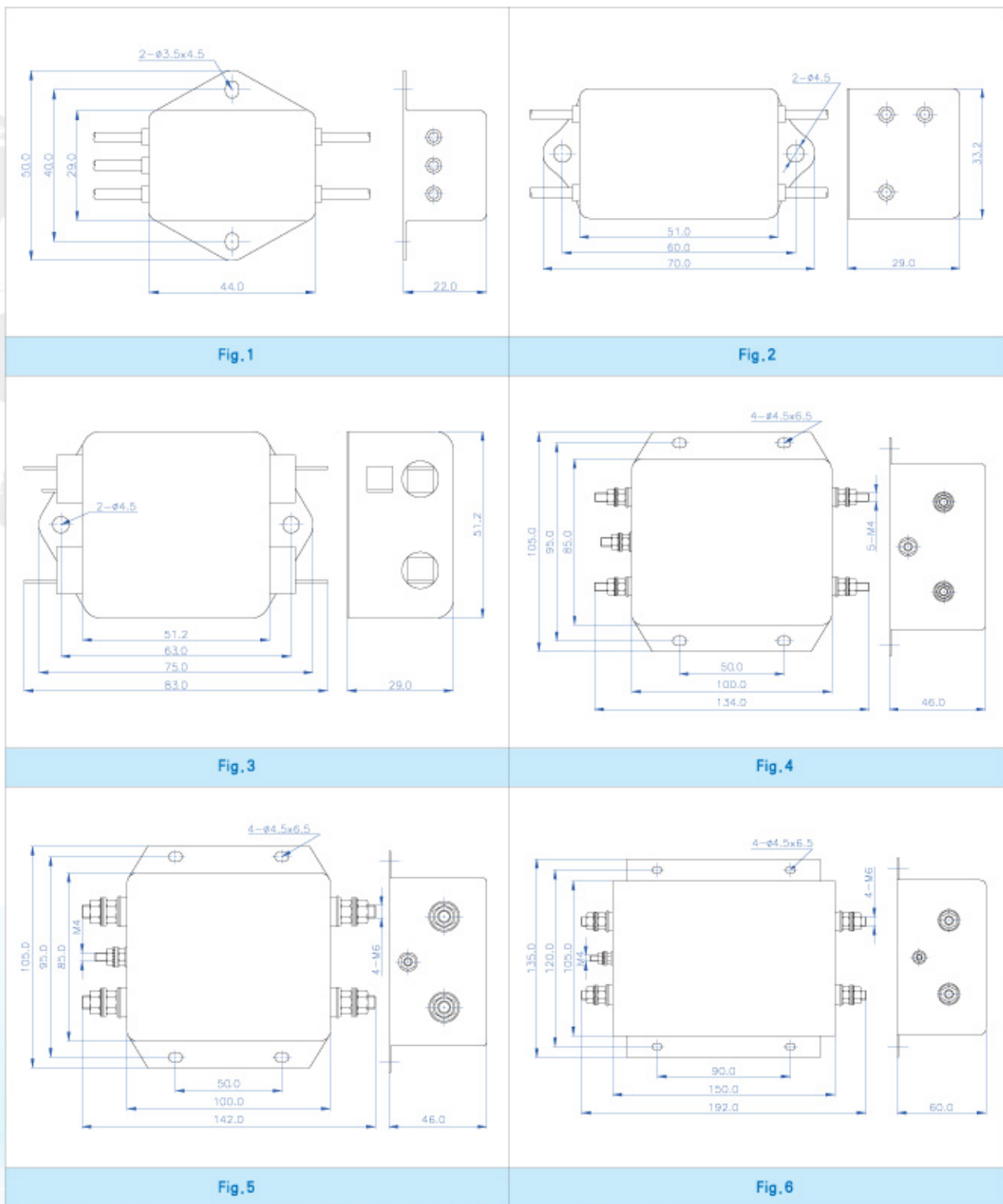
MD10-20FS ▼



MD10-30FS ▼




M 外形尺寸
Mechanical Data



军用馈通系列

Military Feedthrough Series

- 交流10~25A额定电流，直流7~80A额定电流
- 专门针对军用直流电子设备通过
GJB151A/GJB152A中RE102的传导发射要求设计
- 结构紧凑，安装方便
- 适用于对高频性能要求较高的环境下
- 有效消除引线电感的影响，直至1G以上都具有良好的高频插损性能
- 可按不同的插损、工作电流、电压、结构尺寸和端接方式需求定制
- Current ratings from 10 to 25A for AC, from 7 to 80A for DC
- Special circuit design for RE102 of GJB151A/GJB152A
- Very compact , easy to mount
- Suitable for equipment with high frequency noise attenuation requirement
- Very low ESL of feedthrough capacitor, excellent Insertion Loss performance even above 1GHz
- Customization design for different Insertion Loss, Rated Current, Rated Voltage, Size and Terminal Format requirements.



技术规格 Specification

交流AC			
额定电压	Rated Voltage	250VAC	
工作频率	Operating Frequency	DC~400Hz	
最大漏电流	Max. Leakage Current	见各型号	测试条件250V/50Hz Testing Condition 250V/50Hz
介质耐压	Hipot Test Voltage	1500VAC	1分钟 1min
气候等级	Climatic Classification	55/085/21	遵循IEC68-1标准 Per IEC68-1 standard
直流DC			
额定电压	Rated Voltage	200VDC	
介质耐压	Hipot Test Voltage	500VDC	1分钟 1min
气候等级	Climatic Classification	55/085/21	遵循IEC68-1标准 Per IEC68-1 standard

型号	额定电压	额定电流	电路类型	电容	最大漏电流	外壳类型
Model	Rated Voltage	Rated current	Electrical Schematics	Capacitance	Max. Leakage	Housing
交流						
MFAC222 - 10M8	250VAC	10A	Fig.1	2200pF	<0.3mA	Fig.1
MFAC222 - 25M6	250VAC	25A	Fig.1	2200pF	<0.3mA	Fig.2
MFAC472 - 25M6	250VAC	25A	Fig.1	4700pF	<0.5mA	Fig.2
直流						
MFDC202 - 7M3	200VDC	7A	Fig.1	2000pF	—	Fig.3
MFDC332 - 20M6	200VDC	20A	Fig.1	3300pF	—	Fig.4
MFDC204 - 80M14	200VDC	80A	Fig.1	0.2uF	—	Fig.5
MFDP332 - 7M4	200VDC	7A	Fig.2	3300pF	—	Fig.6
MFDP332 - 20M6	200VDC	20A	Fig.2	3300pF	—	Fig.4

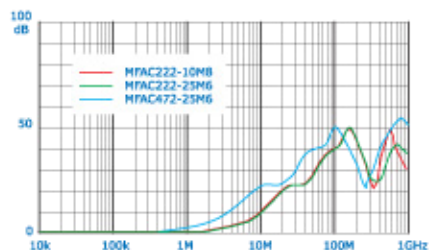
插入损耗 Insertion Loss

遵循CISPR No.17/GB7343标准，插入损耗是在输入/输出均为50Ω的条件下的测量值。

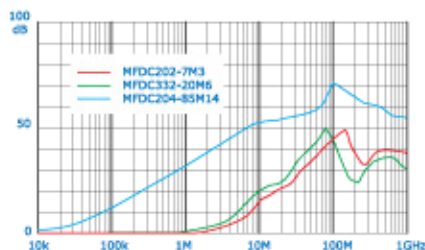
— CM(共模) — DM(差模)

Per CISPR No.17/GB7343 standard, — denotes Common Mode Insertion Loss with 50/50Ω testing condition, and — denotes Differential Mode Insertion Loss with 50/50Ω testing condition.

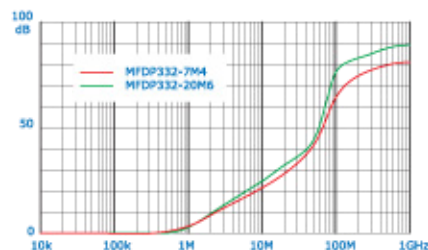
MFAC222-10M8
MFAC222-25M6
MFAC472-25M6 ▼



MFDC202-7M3
MFDC332-20M6
MFDC204-80M14 ▼



MFDP332-7M4
MFDP332-20M6 ▼



电路原理 Electrical Schematics

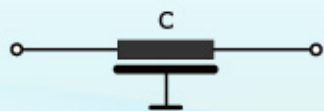


Fig.1

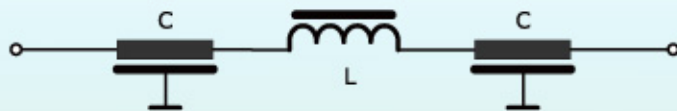
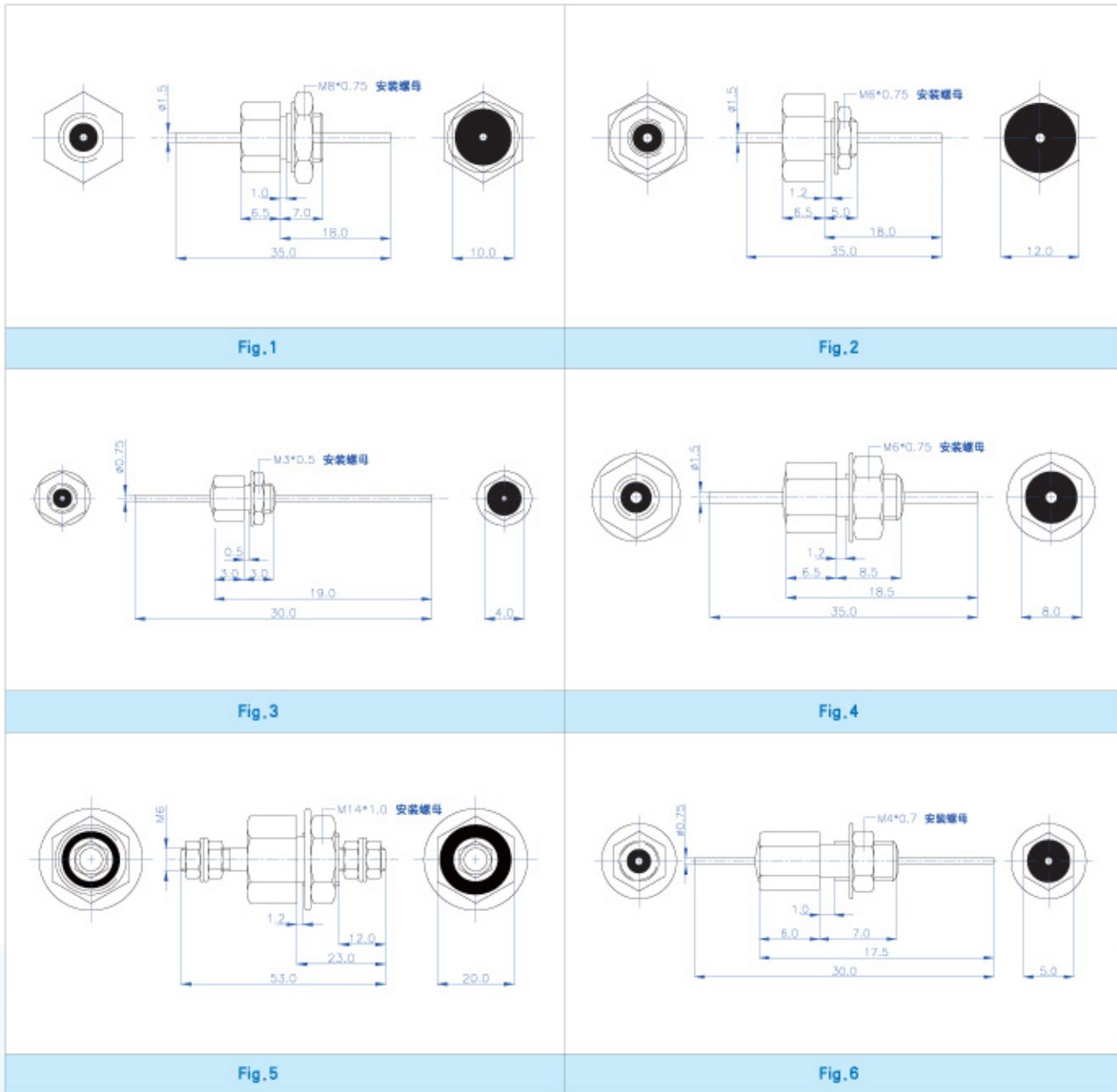


Fig.2

M 外形尺寸
mechanical Data



军用谐波抑制系列

Military Harmonic Suppressor

- 3~10A额定电流
- 专门针对军用直流电子设备通过GJB151A/GJB152A中CE101要求设计
- 抑制谐波与电压跌落
- 改善功率因数
- 可按不同的插损、工作电流、电压、结构尺寸和端接方式需求定制
- Current ratings from 3 to 10A
- Special DC circuit design for CE101 of GJB151A/GJB152A
- Reduction of harmonics and voltage drop
- Improvement of Power Factor
- Customization design for different Insertion Loss, Rated Current, Rated Voltage, Size and Terminal Format requirements.



技术规格 Specification

额定电压	Rated Voltage		250VAC	
工作频率	Operating Frequency		50/60Hz	
介质耐压	Hipot Test Voltage	线-地(L-E)	2000VAC	1分钟 1min
气候等级	Climatic Classification		55/085/21	遵循IEC68-1标准 Per IEC68-1 standard

型号	额定电流	外壳类型
Model	Rated current	Housing
P010-3TW	3A	Fig.1
P010-6TW	6A	Fig.1
P010-10TW	10A	Fig.1

外形尺寸 Mechanical Data

